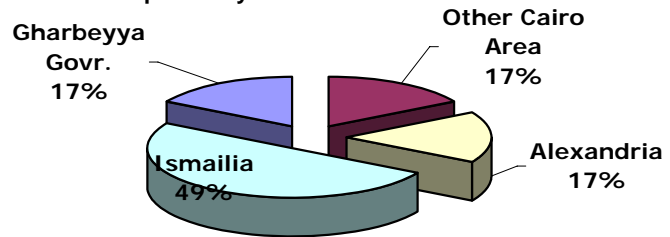


QIZ Company Statistics - 6 Companies Approved in Sept 17th, 2006

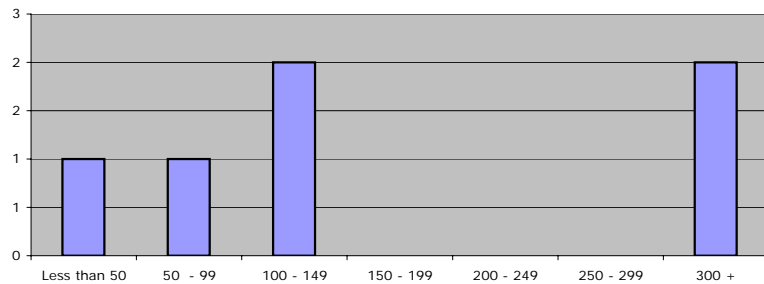
Distribution of listed companies by location

Location	Freq.
Gharbeyya Govr.	1
Other Cairo Area	1
Alexandria	1
Ismailia	3
Total	6



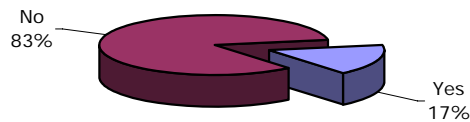
Distribution of listed companies by labor (total no. of workers)

Workers Category	Freq.
Less than 50	1
50 - 99	1
100 - 149	2
150 - 199	0
200 - 249	0
250 - 299	0
300 +	2
N.A	0
Total	6




Distribution of listed companies by export situation

Export to US	Freq.
Yes	1
No	5
Total	6

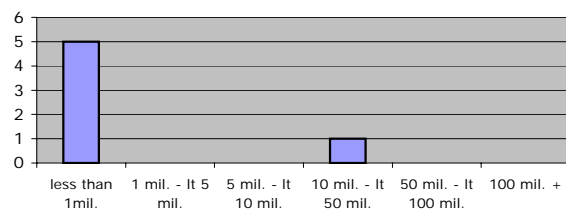


Distribution of listed companies by sector

Sector	Freq.
Textiles & Articles	5
Plastic Products	1
Total	6



Distribution of listed companies by capital (EGP)



Distribution of listed companies by investments (EGP)

